

EFD/EFDB and EDS Series Factory Sealed Control Stations

Explosionproof, Dust-Ignitionproof

NEC:

Class I, Division 1 and 2, Groups B*, C, D

Class II, Division 1 and 2, Groups E, F, G

Class III

NEMA 3, 7CD, 9EFG

Applications

- Push buttons and selector switches are used in conjunction with contactors or magnetic starters for remote control of motors. They provide circuit control and/or selection.
- Pilot lights provide visual assurance that an electrical function is being performed at a remote or local location.
- EFD/EFDB and EDS factory sealed control stations confine arcing of device within the enclosure, preventing ignition of ignitable atmospheres during control operation of motors and other equipment.
- Used in classified areas where flammable vapors, gases or highly combustible dusts are present.
- For installation in chemical and petrochemical plants, refineries, and other process industries.

Features

- EFD/EFDB Push Buttons and Selector Switches
 - Eliminate need for adding sealing fittings and compound at each conduit entrance.
 - Heavy-duty push buttons, 10 Amp, 600 Vac rated.
 - Dozens of possible combinations of push buttons, pilot lights and selector switches.
 - Smooth, rounded integral bushing in each EFD/EFDB hub protects conductor insulation.
 - Accurately tapped, tapered hubs for tight, rigid joints and ground continuity.
 - Stainless steel push button shaft operates within stainless steel bushing assuring long, maintenance free operation.
 - Push button and selector switch contacts are silver cadmium oxide which are "sealed" in lower phenolic chamber isolated from corrosive elements. Assures positive contact and long, trouble-free operation.
 - Enclosed stainless steel helper spring prevents accidental operation of push button in severe vibration installations.
 - Push button models also available with dust cap for use in areas where excessive dust, moisture or corrosive conditions are encountered.
 - Corrosion resistant captive stainless steel hex head cap screws hold EFKB covers to body.
 - All EFD/EFDB momentary push buttons are supplied with lockout type guards as standard. Hole in guard will accept locks with up to 1/4" hasp. Permits locking of push button to prevent unauthorized operation.
 - Clearly marked terminals with brass screws assure quick, easy wiring.
- EFD/EFDB Pilot Lights
 - Factory sealed pilot lights supplied with red jewel/guard assembly and 120 Vac/Vdc, 50/60 Hz, 6 Watt, Type 6S6 lamp.
 - Models also available in combination with factory sealed push buttons and selector switches.
- EFD/EFDB Selector Switches
 - Factory sealed selector switches furnished with nylon cam-operated, heavy-duty push buttons for either 2-position or 3-position maintained contact operation.
 - High thermal and arc resistance, high dielectric strength.
- EDS Push Buttons
 - Factory sealed — eliminates need for adding sealing fittings and compound at each conduit entrance.
 - Heavy duty, 10 Amp, 600 Vac.
 - Switch is enclosed in separate sealing chamber.



EFD/EFDB Push Button



EFD/EFDB Photocontrol



EFD Combination Pilot Light and Push Buttons



EDS Rocker Arm Push Button



EFD/EFDB Push Button with Dust Cap



EFD/EFDB Pilot Light



EFD/EFDB Selector Switch



EFD/EFDB Maintained Push Button

- Sealing chamber has smooth, double flanges that mate both to cover and mounting enclosure to provide flame-tight joints.
- Pigtail leads from push buttons are factory sealed in sealing well.
- Stainless steel hex head screws attach sealing chamber to cover and mounting enclosure.
- Side rocker arm push button has lockout holes.
- EFD/EFDB backbox supplied with internal ground screw.

Standard Materials

- EFD/EFDB control stations: malleable iron body with copperfree (4/10 of 1% max.) aluminum cover
- SPBB push button: copperfree (4/10 of 1% max.) aluminum upper barrel and phenolic lower barrel with nylon plastic button (dust cap models have neoprene buttons)
- SPLN/SPLS pilot light: copperfree (4/10 of 1% max.) aluminum guard and body assembly; steel clamping ring; and tempered glass jewel
- SSBA selector switch: copperfree (4/10 of 1% max.) aluminum operator mechanism, nylon cam, and sealed phenolic contact block
- EDS control stations: malleable iron body and cover; copperfree (4/10 of 1% max.) aluminum sealing chamber; and nylon operating handle

♦ Select items suitable for Class I, Division 1 and 2, Groups B, C and D; Class II, Groups E, F and G and Class III. See product selection pages for suitable items.

EFD/EFDB and EDS Series Factory Sealed Control Stations

Explosionproof, Dust-Ignitionproof

NEC/CEC:

Class I, Division 1 and 2, Groups B*, C, D

Class II, Division 1 and 2, Groups E, F, G

Class III

NEMA 3, 7CD, 9EFG

Standard Finishes

- EFD/EFDB control stations: body, triple-coat—(1) zinc electroplate, (2) chromate, and (3) epoxy powder coat
- SPBB push button, SPLN/SPLS pilot light and SSBA selector switch: natural finish
- EDS control stations: body and cover: triple-coat—(1) zinc electroplate, (2) chromate, and (3) epoxy powder coat sealing chamber, natural finish

Options

- 1- or 2-gang copperfree (4/10 of 1% max.) aluminum bodies and covers available. Add suffix — **A**.
- Three position selector switches with modified operation.
 - Momentary contact right position, spring return to center, maintained contact left position. Add suffix — **SRC**.
 - Momentary contact left position, spring return to center, maintained contact right position. Add suffix — **SLC**.
 - Alternate contacts add suffix — **ALT**.
- EFD/EFDB selector switch lockout locks two or three position handle in any position. Add suffix — **LD**.
- Push button front operated mushroom head (momentary contact): Order by suffixes for desired color as follows:
 - Red — **NMRBRE**
 - Green — **NMRBGR**
 - Black — **NMRBBL**
- EFD/EFDB pilot light jewel/guard assembly. Order by suffixes if color desired is other than red, as follows:
 - Amber — **JGBA**
 - Blue — **JGBB**
 - Clear — **JGBC**
 - Green — **JGBG**;
 - Opal — **JGBO**
- For colored LED jewel/guard assembly, order by suffixes:
 - Red — **LEDR**
 - Green — **LEDG**
 - Amber — **LEDA**
- EFD/EFDB pilot light transformers for single pilot light per gang. Order by suffix:

Primary Voltage	Lamp Voltage	Suffix
220	120	-TR-2
277	120	-TR-3
440	120	-TR-4
550	120	-TR-5

- EFD and EDS units may be supplied with brazed hubs as 3-, 4-, and 5-gang in a variety of hub configurations. See Ordering Information page for how to order these and other "custom" units by adding suffixes to mounting body catalog numbers.
- Securing Rod for EFD/EFDB Push Button Lockout Guard. Add suffix — **SR**.
- NPBRKT** Nameplate Mounting Bracket to make circuit description/identification easy.
 - Pre-drilled holes in bottom of bracket allow direct mounting to control stations with existing cover bolts.
 - Pre-drilled holes in middle of bracket allow mounting of customer's circuit identification nameplate; epoxy glue may also be used for mounting (phenolic nameplate not included).
 - Bracket eliminates costly field installation of drilling and tapping to accommodate circuit identification nameplate.
 - Brackets fit side-by-side on 2-, 3- and 4-gang boxes and 3-devices.

NEC Certifications and Compliances

- UL Standards: UL 508, UL 698, UL 1203
- cULus Listed: E10449, E81751

Related Products

- For Hazardous Location Photocontrols, see *Lighting Section*.

Illustrated Features



EDS factory sealed rocker arm push button control station — shows separate sealing chamber and device construction. Rocker arm has holes for lock.

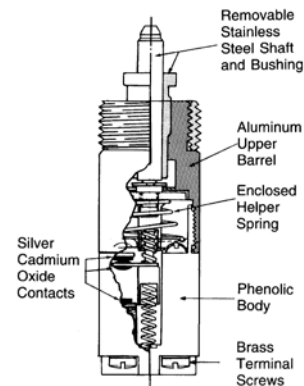


Securing Rod for EFD/EFDB Push Button Lockout Guard — available as an optional item as catalog number NBL-SR (single guard only) or add Suffix — SR to push button catalog number. Lockout Guard, furnished as standard with the EFD/EFDB push button, may also be padlocked.



SPBB factory sealed push button used in EFD/EFDB Series — standard type and unit with dust cap.

SPBB Design Features



◆ Select items suitable for Class I, Division 1 and 2, Groups B, C and D; Class II, Groups E, F and G and Class III. See product selection pages for suitable items.

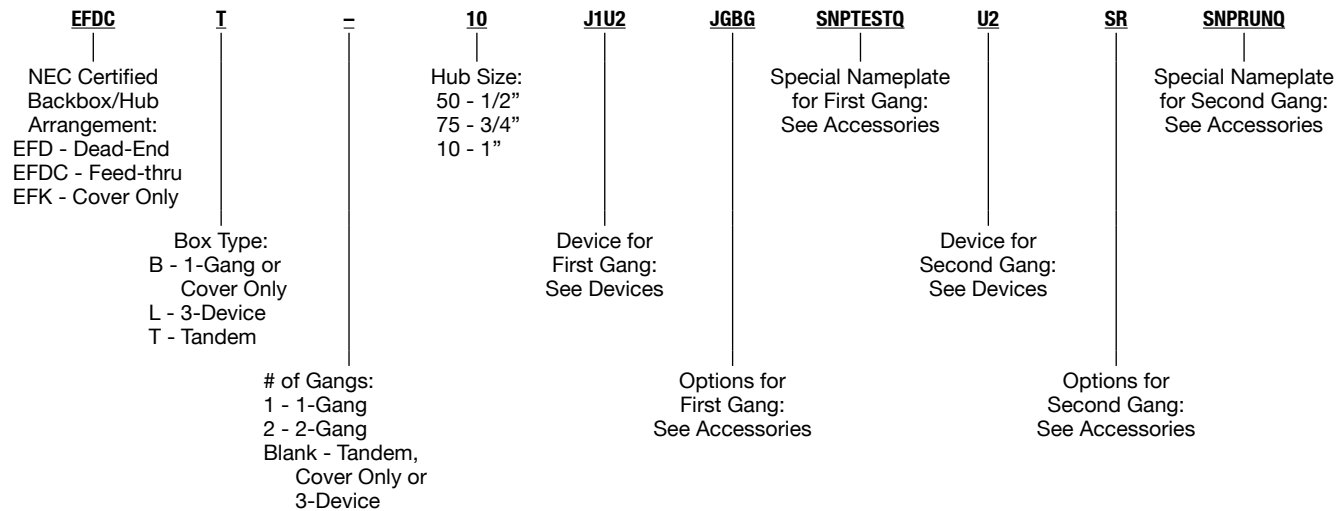
EFD/EFDB and EDS Series Factory Sealed Control Stations

Explosionproof, Dust-Ignitionproof

NEC/CEC:

Class I, Division 1 and 2, Groups B*, C, D
 Class II, Division 1 and 2, Groups E, F, G
 Class III
 NEMA 3, 7CD, 9EFG

Catalog Numbering Guide



Full Catalog # EFDCT10-J1U2-JGBG-SNPTESTQ-U2-SNPTESTQ-SNPRUNQ

Feed-Thru Tandem Box with 1" Hubs.
 In Gang #1: 2 Momentary Push Buttons and a Green Pilot Light.
 In Gang #2: 2 Momentary Push Buttons with One Securing Rod.
 With Special "Test" and "Run" Push Button Nameplates.

Options

Options Description	Suffix
Momentary Push Button Securing Rod	SR
Selector Switch Lockout	LD
Spring Return From Right Selector Switch (3 Positions Only)	SRC
Spring Return From Left Selector Switch (3 Positions Only)	SLC
Alternate Contacts Selector Switch	ALT
Change One Red Lens to Green Lens	JGBG
Change One Red Lens to Opal Lens	JGBO
Change One Red Lens to Amber Lens	JGBA
Change One Red Lens to Blue Lens	JGBB
Change One Red Lens to Clear Lens	JGBC
Add 220/120 Vac Transformer (J1 Device Only)	TR2
Add 277/120 Vac Transformer (J1 Device Only)	TR3
Add 440/120 Vac Transformer (J1 Device Only)	TR4
Add 550/120 Vac Transformer (J1 Device Only)	TR5
Change One Red Pilot to Red LED	LEDR
Change One Red Lens to Green LED	LEDG
Change One Red Lens to Amber LED	LEDA
Add Red Mushroom Head to Momentary Push Button	NMRBRE
Add Black Mushroom Head to Momentary Push Button	NMRBBL
Add Green Mushroom Head to Momentary Push Button	NMRBGR
Locking Guard for Maintained Push Button	SMPBLG

* Select items suitable for Class I, Division 1 and 2, Groups B, C and D; Class II, Groups E, F and G and Class III. See product selection pages for suitable items.

CONTROLS: NEC/CEC EXPLOSIONPROOF CONTROL STATIONS AND SWITCHES



EFD/EFDB and EDS Series Factory Sealed Control Stations

Explosionproof, Dust-Ignitionproof

NEC/CEC:

Class I, Division 1 and 2, Groups B \star , C, D

Class II, Division 1 and 2, Groups E, F, G

Class III

NEMA 3, 7CD, 9EFG

Devices

Device Description	Available in 1-G, 2-G, Tandem	Available in 3-Device	Suffix
One Pilot Light (Red Standard)	Y		J1
Two Pilot Lights	Y		J2
One Pilot Light and One Momentary Push Button	Y		J1U1
One Pilot Light and Two Momentary Push Buttons	Y	Y	J1U2
One Pilot Light and One Maintained Push Button	Y		J1UM1
One Pilot Light and One Dust Cap Push Button	Y		J1DU1
One Pilot Light and One 12 Selector Switch (2 Position, 2 Circuit)	Y		J112
One Pilot Light and One 35 Selector Switch (2 Position, 4 Circuit)	Y		J135
One Pilot Light and One 102 Selector Switch (3 Position, 2 Circuit)	Y		J1102
One Pilot Light and One 345 Selector Switch (3 Position, 4 Circuit)	Y		J1345
One Monetary Push Button	Y		U1
Two Monetary Push Buttons	Y		U2
Two Side-By-Side Momentary Push Buttons	Y		U2DBL
Three Monetary Push Buttons	Y	Y	U3
One Momentary Push Button and One Maintained Push Button	Y		U1UM1
One Momentary Push Button and One Dust Cap Push Button	Y		U1DU1
One Momentary Push Button and One 12 Selector Switch (2 Position, 2 Circuit)	Y		U112
One Momentary Push Button and One 35 Selector Switch (2 Position, 4 Circuit)	Y		U135
One Momentary Push Button and One 102 Selector Switch (3 Position, 2 Circuit)	Y		U1102
One Momentary Push Button and One 345 Selector Switch (3 Position, 4 Circuit)	Y		U1345
One Maintained Push Button (Mushroom Head - Red)	Y		UM1
Two Maintained Push Buttons	Y		UM2
One Maintained and One Dust Cap Push Button	Y		UM1DU1
One Maintained Push Button and One 12 Selector Switch (2 Position, 2 Circuit)	Y		UM112
One Maintained Push Button and One 35 Selector Switch (2 Position, 4 Circuit)	Y		UM135
One Maintained Push Button and One 102 Selector Switch (3 Position, 2 Circuit)	Y		UM1102
One Maintained Push Button and One 345 Selector Switch (3 Position, 4 Circuit)	Y		UM1345
One Dust Cap Push Button	Y		DU1
Two Dust Cap Push Buttons	Y		DU2
One Dust Cap and One 12 Selector Switch (2 Position, 2 Circuit)	Y		DU112
One Dust Cap and One 35 Selector Switch (2 Position, 4 Circuit)	Y		DU135
One Dust Cap and One 102 Selector Switch (3 Position, 2 Circuit)	Y		DU1102
One Dust Cap and One 345 Selector Switch (3 Position, 4 Circuit)	Y		DU1345
One 12 Selector Switch (2 Position, 2 Circuit)	Y		12
One 35 Selector Switch (2 Position, 4 Circuit)	Y		35
One 102 Selector Switch (3 Position, 2 Circuit)	Y		102
One 345 Selector Switch (3 Position, 4 Circuit)	Y		345
120 Vac Photocell	Y		PC120
277 Vac Photocell	Y		PC277
Three Dust Cap Push Buttons		Y	DU3
One Momentary and Two Maintained Push Buttons		Y	U1UM2
Two Momentary and One Maintained Push Buttons	Y	Y	U2UM1
Three Maintained Push Buttons		Y	UM3
Three Pilot Lights		Y	J3
Two Pilot Lights and One Momentary Push Button		Y	J2U1
One Pilot Light and Two Dust Cap Push Buttons		Y	J1DU2
Two Pilot Lights and One Dust Cap Push Button		Y	J2DU1
One Pilot Light and Two Maintained Push Buttons		Y	J1UM2
Two Pilot Lights and One Maintained Push Button		Y	J2UM1

◆ Select items suitable for Class I, Division 1 and 2, Groups B, C and D; Class II, Groups E, F and G and Class III. See product selection pages for suitable items.

EFD/EFDB Series Factory Sealed Control Stations

Explosionproof, Dust-Ignitionproof

NEC/CEC:

Class I, Division 1 and 2, Groups B*, C, D
 Class II, Division 1 and 2, Groups E, F, G
 Class III
 NEMA 3, 7CD, 9EFG

Nameplates ①

Description	Suffix
Mushroom Head Push Buttons (Maintained and Momentary)	
Start	MNPSTQ
Stop	MNPSPQ
Emergency Stop	MNPESTPQ
Blank	MNPBQ
Pilot Light Nameplates	
Blank	LNPBQ
Forward	LNPFWDQ
Jog	LNPJOGQ
Run	LNPRUNQ
Stop	LNPSPQ
Start	LNPSTQ
Down	LNPDOWNQ
Fast	LNPFASTQ
Slow	LNPSLOWQ
Raise	LNPRAISEQ
Lower	LNPLOWERQ
Reset	LNPRESETQ
Off	LNPOFFQ
On	LNPONQ
Reverse	LNPREVQ
Close	LNPCLOSEQ
Open	LNPOPENQ
Up	LNPUPQ
Test	LNPTTESTQ
Low	LNPLOWQ
High	LNPHIGHQ
Two Position Selection Switch Nameplates	
Forward—Reverse	SLNPFRQ
Hand—Auto ②	SLNPHAQ
On—Off	SLNPOO
Start—Stop	SLNPSS
Blank	SLNPBQ
Up—Down	SLNPUDQ
Run—Jog	SLNPRJQ
Auto—Hand	SLNPAHQ
Off—Remote	SLNPORQ

Description	Suffix
Three Position Selection Switch Nameplates	
Forward—Off—Reverse	SLNPFORQ
Hand—Off—Auto ②	SLNPHOAQ
Run—Off—Jog	SLNPROJQ
Blank	SLNPB3
Reverse—Off—Forward	SLNPROFQ
Auto—Off—Hand	SLNPAOHQ
Hand—Off—Remote	SLNPHORQ
1—Off—2	SLNP102Q
Jog—Off—Run	SLNPJORQ
Stop—Run—Start	SLNPSRSQ
Local—Off—Remote	SLNPLORQ
Momentary Push Buttons	
<i>For Rectangular Weatherboot Style Only (Not for round weatherboot style)</i>	
Blank ②	SNPBQ
Forward	SNPFWDQ
Jog	SNPJOGQ
Run	SNPRUNQ
Stop ②	SNPSPQ
Start ②	SNPSTQ
Down	SNPDOWNQ
Fast	SNPFASTQ
Slow	SNPSLOWQ
Raise	SNPRAISEQ
Lower	SNPLOWERQ
Reset	SNPRESETQ
Off	SNPOFFQ
On	SNPONQ
Reverse	SNPREVQ
Close	SNPCLOSEQ
Open	SNPOPENQ
Up	SNPUPQ
Test	SNPTTESTQ
Low	SNPLOWQ
High	SNPHIGHQ

① Custom nameplates are not available.

② Included as standard (no need to use suffix).

◆ Select items suitable for Class I, Division 1 and 2, Groups B, C and D; Class II, Groups E, F and G and Class III. See product selection pages for suitable items.













EFD/EFDB Series Factory Sealed Control Stations

Explosionproof, Dust-Ignitionproof

10 Amp, 600 Vac Max. for Heavy Duty Use. Furnished with Internal Ground Screw.

NEC/CEC:

Class I, Division 1, Groups B⁺, C, D
 Class I, Division 2, Groups B, C, D
 Class II, Division 1 and 2, Groups E, F, G
 Class III
 NEMA 3, 7CD, 9EFG

	Hub Size (Inches)	Description	Nameplate Marking	Catalog Number		
				Dead-End	Feed-Thru	
1-Gang ⬠ ① – Momentary Contact						
	1/2	1 Circuit Universal		Start/Stop	EFDB150-U1	EFDCB150-U1
	3/4				EFDB175-U1	EFDCB175-U1
	1				EFDB110-U1	EFDCB110-U1
	1/2	2 Circuits Universal		Start/Stop	EFDB150-U2	EFDCB150-U2
	3/4				EFDB175-U2	EFDCB175-U2
	1				EFDB110-U2	EFDCB110-U2
1-Gang ⬠ ① – Red Mushroom Head – Maintained Contact – Emergency Stop Nameplate						
	1/2	1 Circuit Universal		Emergency Stop	EFDB150-UM1	EFDCB150-UM1
	3/4				EFDB175-UM1	EFDCB175-UM1
	1				EFDB110-UM1	EFDCB110-UM1
2-Gang ① – Momentary Contact						
	1/2	2 Circuits Universal		Start/Stop	efd250-U1	efdc250-U1
	3/4				efd275-U1	efdc275-U1
	1				efd210-U1	efdc210-U1
	1/2	4 Circuits Universal		Start/Stop	efd250-U2	efdc250-U2
	3/4				efd275-U2	efdc275-U2
	1				efd210-U2	efdc210-U2
3-Device ② – Momentary Contact						
	1/2	3 Circuits Universal		Start/Stop	efdl50-U3	efdcl50-U3
	3/4				efdl75-U3	efdcl75-U3
	1				efdl10-U3	efdcl10-U3

① Malleable iron body and aluminum cover. For aluminum body, add suffix –A.

② Aluminum body not available.

◆ Shaded area indicates items suitable for Class I, Division 1 and 2, Groups B, C and D; Class II, Groups E, F and G and Class III. For Class I, Division 1, Group B, external seals must be installed at each conduit entrance.

Appleton®

CONTROLS: NEC/CEC EXPLOSIONPROOF CONTROL STATIONS AND SWITCHES

EFD/EFDB Series Factory Sealed Control Stations

Combination Push Button and Pilot Light. Explosionproof, Dust-Ignitionproof

10 Amp, 600 Vac Max. for Heavy Duty Use. Momentary Contact. Furnished with Internal Ground Screw.

NEC/CEC:

Class I, Division 1, Groups B+, C, D
 Class I, Division 2, Groups B, C, D
 Class II, Division 1 and 2, Groups E, F, G
 Class III
 NEMA 3, 7CD, 9EFG

		Hub Size (Inches)	Description	Nameplate Marking	Catalog Number				
					Dead-End	Feed-Thru			
1-Gang ♦ ①									
 1 Circuit, 1 Pilot Light	 2 Circuit, 1 Pilot Light	1/2	1 Circuit		Start/Stop	EFDB150-J1U1	EFDCB150-J1U1		
		3/4	Universal and			EFDB175-J1U1	EFDCB175-J1U1		
		1	1 Pilot Light			EFDB110-J1U1	EFDCB110-J1U1		
				1/2	2 Circuit		Start/Stop	EFDB150-J1U2	EFDCB150-J1U2
				3/4	Universal and			EFDB175-J1U2	EFDCB175-J1U2
				1	1 Pilot Light			EFDB110-J1U2	EFDCB110-J1U2
2-Gang									
 2 Circuit, 1 Pilot Light	 2 Circuit, 2 Pilot Light	1/2	2 Circuit		Start/Stop	EFD250-J1U2	EFDC250-J1U2		
		3/4	Universal and			EFD275-J1U2	EFDC275-J1U2		
		1	1 Pilot Light			EFD210-J1U2	EFDC210-J1U2		
				1/2	2 Circuit		Start/Stop	EFD250-J2U2	EFDC250-J2U2
				3/4	Universal and			EFD275-J2U2	EFDC275-J2U2
				1	2 Pilot Lights			EFD210-J2U2	EFDC210-J2U2
3-Device ②									
 2 Circuit, 1 Pilot Light	 1 Circuit, 2 Pilot Lights	1/2	2 Circuit		Start/Stop	EFDL50-J1U2	EFDCL50-J1U2		
		3/4	Universal and			EFDL75-J1U2	EFDCL75-J1U2		
		1	1 Pilot Light			EFDL10-J1U2	EFDCL10-J1U2		
				1/2	1 Circuit		Start/Stop	EFDL50-J2U1	EFDCL50-J2U1
				3/4	Universal and			EFDL75-J2U1	EFDCL75-J2U1
				1	2 Pilot Lights			EFDL10-J2U1	EFDCL10-J2U1
2-Gang Tandem ②									
 2 Circuit, 2 Pilot Lights	 2 Circuit, 1 Pilot Light	1/2	2 Circuit		Start/Stop	EFDT50-J1U2	EFDCT50-J1U2		
		3/4	Universal and			EFDT75-J1U2	EFDCT75-J1U2		
		1	1 Pilot Light			EFDT10-J1U2	EFDCT10-J1U2		
				1/2	2 Circuit		Start/Stop	EFDT50-J2U2	EFDCT50-J2U2
				3/4	Universal and			EFDT75-J2U2	EFDCT75-J2U2
				1	2 Pilot Lights			EFDT10-J2U2	EFDCT10-J2U2

For tandem bodies, external seals must be installed within 1.5 meters (5 feet) of each conduit entrance for Class I, Groups C and D. Pilot Lights furnished with 6 Watt, 120 Vac 6S6 lamp and red jewel—Other colored jewels and LED's listed under accessories and parts.

① Malleable iron body and aluminum cover. For aluminum body, add suffix —A.
 ② Aluminum body not available.

♦ Shaded area indicates items suitable for Class I, Division 1 and 2, Groups B, C and D; Class II, Groups E, F and G and Class III. For Class I, Division 1, Group B, external seals must be installed at each conduit entrance.

Appleton

CONTROLS: NEC/CEC EXPLOSIONPROOF CONTROL STATIONS AND SWITCHES

EDS Series Factory Sealed Control Stations

Push Button. With Rocker Arm Handle. Explosionproof, Dust-Ignitionproof

10 Amp, 600 Vac Max. for Heavy Duty Use. Furnished with Internal Ground Screw.




NEC/CEC:


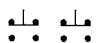

Class I, Division 1 and 2, Groups B♦, C, D




Class II, Division 1 and 2, Groups E, F, G

Class III

NEMA 3, 7CD, 9EFG

		Hub Size (Inches)	Description	Nameplate Marking	Catalog Number	
					Dead-End	Feed-Thru
1-Gang ♦ – Malleable Iron Body and Cover ① – Momentary Contact						
 <p>1 Circuit 2 Circuit</p>	1/2	1 Circuit Universal		Specify	EDS150-RU1	EDSC150-RU1
	3/4				EDS175-RU1	EDSC175-RU1
	1				EDS110-RU1	EDSC110-RU1
	1/2	2 Circuits Universal		Specify	—	EDSC150-RU2
	3/4				EDS175-RU2	EDSC175-RU2
	1				EDS110-RU2	EDSC110-RU2

2-Gang – Malleable Iron Body and Cover ① – Momentary Contact						
 <p>2 Circuit 4 Circuit</p>	1/2	2 Circuits Universal		Specify	—	EDSC250-RU1
	3/4				EDS275-RU1	EDSC275-RU1
	1				EDS210-RU1	EDSC210-RU1
	1/2	4 Circuits Universal		Specify	—	EDSC250-RU2
	3/4				EDS275-RU2	EDSC275-RU2
	1				EDS210-RU2	EDSC210-RU2

		Description	Nameplate Marking	Catalog Number	
				Cover Assembly	Switch Only
Cover and Chamber with Device – Momentary Contact					
	When installed on a 1/2" or 3/4" single gang box the cover assembly is suitable for use in Group B environments but will not be marked Group B.				
	1 Circuit Universal		Specify	EFK-RU1-Q	EFSR-U1Q
	2 Circuits Universal		Specify	EFK-RU2-Q	EFSR-U2Q

① For aluminum body add suffix –A (Not suitable for Class I, Group B).

♦ Shaded area indicates items suitable for Class I, Group B, in addition to Class I, Groups C and D; Class II, Groups E, F, and G; and Class III.






EFD/EFDB Series Factory Sealed Control Stations

Dust Cap Push Button. Explosionproof, Dust-Ignitionproof

10 Amp, 600 Vac Max. for Heavy Duty Use. Momentary Contact. Furnished with Internal Ground Screw.

NEC/CEC:

Class I, Division 1, Groups B+, C, D
 Class I, Division 2, Groups B, C, D
 Class II, Division 1 and 2, Groups E, F, G
 Class III
 NEMA 3, 7CD, 9EFG

	Hub Size (Inches)	Description	Nameplate Marking	Catalog Number		
				Dead-End	Feed-Thru	
1-Gang ①						
	3/4	1 Circuit Universal		Start/Stop	EFDB175-DU1	EFDCB175-DU1
	1				EFDB110-DU1	EFDCB110-DU1
	3/4	2 Circuits Universal		Start/Stop	EFDB175-DU2	EFDCB175-DU2
	1				EFDB110-DU2	EFDCB110-DU2
3-Device ②						
	3/4	2 Circuits Universal and 1 Pilot Light		Start/Stop	EFDL75-J1DU2	EFDC175-J1DU2
	1				EFDL10-J1DU2	EFDC110-J1DU2

Appleton

CONTROLS: NEC/CEC EXPLOSIONPROOF CONTROL STATIONS AND SWITCHES

① Malleable iron body and aluminum cover. For aluminum body, add suffix —A.

② Aluminum body not available.

◆ Shaded area indicates items suitable for Class I, Groups B, C and D; Class II, Groups E, F, and G; and Class III. For Class I, Group B external seals must be installed at each conduit entrance.















EFD/EFDB Series Factory Sealed Control Stations

Pilot Lights. Explosionproof, Dust-Ignitionproof

Pilot Light Furnished with 6 Watt, 120 Vac 6S6 Lamp and Red Jewel.† Furnished with Internal Ground Screw.

NEC/CEC:

Class I, Division 1, Groups B⁺, C, D
 Class I, Division 2, Groups B, C, D
 Class II, Division 1 and 2, Groups E, F, G
 Class III
 NEMA 3, 7CD, 9EFG

	Hub Size (Inches)	Description		Catalog Number	
				Dead-End	Feed-Thru
1-Gang ♦ ③					
	1/2	One Pilot Light		EFDB150-J1	EFDCB150-J1
	3/4			EFDB175-J1	EFDCB175-J1
	1			EFDB110-J1	EFDCB110-J1
	1/2	Two Pilot Lights		EFDB150-J2	EFDCB150-J2
	3/4			EFDB175-J2	EFDCB175-J2
	1			EFDB110-J2	EFDCB110-J2
2-Gang ①					
	1/2	Two Pilot Lights		EFD250-J1	EFDC250-J1
	3/4			EFD275-J1	EFDC275-J1
	1			EFD210-J1	EFDC210-J1
	1/2	Four Pilot Lights		EFD250-J2	EFDC250-J2
	3/4			EFD275-J2	EFDC275-J2
	1			EFD210-J2	EFDC210-J2
3-Device ②					
	1/2	Three Pilot Lights		EFDL50-J3	EFDCL50-J3
	3/4			EFDL75-J3	EFDCL75-J3
	1			EFDL10-J3	EFDCL10-J3
2-Gang Tandem ②					
	1/2	Two Pilot Lights		EFDT50-J1	EFDCT50-J1
	3/4			EFDT75-J1	EFDCT75-J1
	1			EFDT10-J1	EFDCT10-J1
	1/2	Four Pilot Lights		EFDT50-J2	EFDCT50-J2
	3/4			EFDT75-J2	EFDCT75-J2
	1			EFDT10-J2	EFDCT10-J2
Two Pilot Lights		Four Pilot Lights			

① Malleable iron body and aluminum cover. For aluminum body, add suffix **-A**.

② Aluminum body not available. For tandem bodies, external seals must be installed within 1.5 meters (5 feet) of each conduit entrance for Class I, Groups C and D.

③ Other colored jewels, pilot lights and LED's listed under accessories and parts.

♦ Shaded area indicates items suitable for Class I, Groups B, C and D; Class II, Groups E, F, and G; and Class III.
 For Class I, Division 1, Group B, external seals must be installed at each conduit entrance.

Appleton

CONTROLS: NEC/CEC EXPLOSIONPROOF CONTROL STATIONS AND SWITCHES

EFDB Series Factory Sealed Control Stations

Selector Switches and Photocontrols. Explosionproof, Dust-Ignitionproof

10 Amp, 600 Vac Max. for Heavy Duty Use. Furnished with Internal Ground Screw.


NEC/CEC:

Class I, Division 1 and 2, Groups B♦, C, D

Class II, Division 1 and 2, Groups E, F, G

Class III


NEMA 3, 7CD, 9EFG

	Hub Size (Inches)	Description	Diagram			Catalog Number	
			Left	Center	Right	Dead-End	Feed-Thru
2 Position Selector Switches — 1-Gang ♦ ① — Maintained Contact							
	1/2					EFDB150-12	EFDCB150-12
	3/4	2 Position, 2 Circuit		None		EFDB175-12	EFDCB175-12
	1					EFDB110-12	EFDCB110-12
	1/2					EFDB150-35	EFDCB150-35
	3/4	2 Position, 4 Circuits		None		EFDB175-35	EFDCB175-35
	1					EFDB110-35	EFDCB110-35

Nameplate: Hand—Auto

3 Position Selector Switches — 1-Gang ♦ ① — Maintained Contact

Three position units can be supplied for momentary contact right position, spring return to center, maintained contact left position. Add suffix —SRC.

	1/2					EFDB150-102	EFDCB150-102
	3/4	3 Position, 2 Circuit				EFDB175-102	EFDCB175-102
	1					EFDB110-102	EFDCB110-102
	1/2					EFDB150-345	EFDCB150-345
	3/4	3 Position, 4 Circuits				EFDB175-345	EFDCB175-345
	1					EFDB110-345	EFDCB110-345

Nameplate: Hand—Off—Auto

Selector Switches Nameplates ②



Two Position



Three Position

	Two Position Nameplates	Three Position Nameplates
Forward—Reverse	SLNP-FRQ	Forward—Off—Reverse SLNP-FORQ
Hand—Auto	SLNP-HAQ	Hand—Off—Auto SLNP-HOAQ
On—Off	SLNP-OO	Run—Off—Jog SLNP-ROJQ
Start—Stop	SLNP-SS	Blank SLNP-B3
Blank	SLNP-BQ	Reverse—Off—Forward SLNP-ROFQ
Up—Down	SLNP-UDQ	Auto—Off—Hand SLNP-AOHQ
Run—Job	SLNP-RJQ	Hand—Off—Remote SLNP-HORQ
Auto—Hand	SLNP-AHQ	1—Off—2 SLNP-102Q
Off—Remote	SLNP-ORQ	Jog—Off—Run SLNP-JORQ
Local Remote	SLNP-LRQ	Stop—Run—Start SLNP-SRSQ
Off—On	SLNP-OFON	Local—Off—Remote SLNP-LORQ

Selector Switch Locking Devices — Permit locking in any position



Description	Catalog Number
Two or Three Positions	SBL-3-Q

① Malleable iron body and aluminum cover. For aluminum body add suffix —A (Suitable for Class I, Division 1 and 2, Group B—single gang only).

② Custom nameplates are not available.

♦ Shaded area indicates items suitable for Class I, Division 1 and 2, Groups B, C and D; Class II, Groups E, F and G and Class III. For Class I, Division 1, Group B, external seals must be installed at each conduit entrance.

EFDB Series Factory Sealed Control Stations

Selector Switch Cover Assemblies. Explosionproof, Dust-Ignitionproof

10 Amp, 600 Vac Max. for Heavy Duty Use.

NEC/CEC:











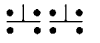

Class I, Division 1 and 2, Groups B⁺, C, D

Class II, Division 1 and 2, Groups E, F, G






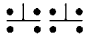






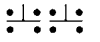


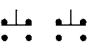

Class III

NEMA 3, 7CD, 9EFG

EFDB Selector Switch Operator/Switch Assembly – Maintained Contact ①

	Thread Size (In., NPSM)	Description	Diagram			Catalog Number	
			Left	Center	Right	Switch Assembly Only	Switch Assembly with Cover
2 Position							
 <p>Nameplate: Hand—Auto</p>	1/2	2 Position, 2 Circuit		None		SSBA1-2Q	EFKB-12
	1/2	2 Position, 4 Circuits		None		SSBA2-2Q	EFKB-35
3 Position							
 <p>Nameplate: Hand—Off—Auto</p>	1/2	3 Position, 2 Circuit				SSBA1-3Q	EFKB-102
	1/2	3 Position, 4 Circuit				SSBA2-3Q	EFKB-345

EFDB Selector Switch Operator/Switch Assembly – Modified Operations ①

	Thread Size (In., NPSM)	Description	Diagram			Catalog Number	
			Left	Center	Right	Switch Assembly Only	Switch Assembly with Cover
3 Position							
Momentary contact right position. Spring return to center. Maintained contact left position.							
<i>Note: Standard legend plate reads Hand/Off/Auto</i>							
 <p>2 Circuit</p>	1/2	3 Position, 2 Circuit				SSBAS-1-3	EFKB-102-SRC
	1/2	3 Position, 4 Circuits				SSBAS-2-3	EFKB-345-SRC
Momentary contact left position. Spring return to center. Maintained contact right position.							
<i>Note: Standard legend plate reads Auto/Off/Hand</i>							
 <p>4 Circuit</p>	1/2	3 Position, 2 Circuit				SSBASL-1-3	EFKB-102-SLC
	1/2	3 Position, 4 Circuits				SSBASL-2-3	EFKB-345-SLC
Momentary contact right position. Spring return to center. Maintained contact left position.							
<i>Note: Standard legend plate reads Stop/Run/Start</i>							
	1/2	3 Position, 4 Circuits				SSBASRA-2-3	EFKB-637-SRC

① When installed on a single gang box the cover assembly is suitable for use in Group B environments but will not be marked Group B.

















◆ Select items suitable for Class I, Division 1 and 2, Groups B, C and D; Class II, Groups E, F and G and Class III. See product selection pages for suitable items.

EFD/EFDB and EDS Series Factory Sealed Control Stations

EFKB Covers With Pilot Lights and/or Push Buttons. For EFD Bodies

NEC/CEC:

Class I, Division 1 and 2, Groups C, D
 Class II, Division 1 and 2, Groups E, F, G
 Class III

Description		Nameplate Marking	Catalog Number
Cover complete with Push Button – Factory Sealed – Momentary Contact ①②			
		<i>For use on standard EFD bodies</i>	
	1 Circuit Universal		Start/Stop
	2 Circuit Universal		Start/Stop
EFKB-U1	EFKB-U2		
Cover complete with Red Mushroom Head Push Button – Factory Sealed – Maintained Contact ①②			
	<i>For use on standard EFD bodies – Emergency Stop Nameplate</i>		
	1 Circuit Universal (Red)		Emergency Stop
			EFKB-UM1
Cover complete with Pilot Lights – Factory Sealed – Momentary Contact ①②			
	<i>6 Watt, 120 Vac, Type 6S6 Lamp. For use on standard EFD bodies</i>		
		One pilot light (red jewel ③) and two universal push buttons	
J1U2	J1U1	One pilot light (red jewel ③) and one universal push button	
		One pilot light (red jewel ③) and one universal push button–dust cap	
		One pilot light (red jewel ③)	
J1	J2	Two pilot lights (red jewels ③)	
		Photocontrol relay cover (120 Vac)	
		Photocontrol relay cover (208-277 Vac)	
PC			

① All covers are copperfree aluminum. Supplied with four captive stainless steel bolts.

② When installed on a single gang box the cover assembly is suitable for use in Group B environments but will not be marked Group B.

③ Colored jewels, pilot lights and LED's listed under accessories and parts

EFD/EFDB and EDS Series Factory Sealed Control Stations








ESK/EFK Covers For Pilot Lights, Push Buttons, or Selector Switches.

NEC/CEC:

Class I, Division 1 and 2, Groups C, D
 Class II, Division 1 and 2, Groups E, F, G
 Class III

Covers Only — for use on standard EFD bodies

Supplied with 4 cover bolts and blank cover nameplate.

		Description	Catalog Number
Push Button or Pilot Light Covers — 3/4" Tapped Openings ①			
		One opening: one push button or one pilot light	ESKB-1PBQ
ESKB-1PBQ	ESKB-2PBQ	Two openings: two push buttons, two pilot lights, or one of each	ESKB-2PBQ
		Three openings: three device (EFDL) three push buttons or three pilot lights, or combination of push button(s) and pilot light(s)	EFKL-3HQ ②
EFKL-3HQ			
Push Button or Selector Switch Cover — 1/2" Tapped Openings ①			
		Two openings: selector switch or two push buttons	ESKB-2SPQ
Push Button, Pilot Light or Selector Switch Covers — 3/4" top and 1/2" Bottom Tapped Openings ①			
		One top and two bottom openings: one pilot light, two push buttons; one pilot light, one selector switch.	ESKB-3JPBQ
ESKB-3JPBQ	ESKB-BQ	Blank	ESKB-BQ
Nameplate Mounting Bracket			
		Bracket with blank silver/black nameplate for EFDB series	NPBRKT-EFDB
		Bracket with blank silver/black nameplate for 3-device EFD series	NPBRKT-CONT
		To order bracket with control station, add suffix -NPBRKT to end of catalog number.	
		To order engraved nameplates, add desired markings after catalog number. Maximum of 2 lines with 12 characters (including spaces) per line.	
		<i>Note: Mount bracket between cover screws and cover. Do not mount bracket between ground joint flame path between cover and backbox.</i>	

① All covers are copperfree aluminum. Supplied with four captive stainless steel bolts.


















② Catalog number EFKL-3HQ supplied with 6 stainless steel non-captive bolts.

EFD/EFDB and EDS Series Factory Sealed Control Stations

EFD/EFDB Push Button Accessories and Parts

NEC/CEC:

Class I, Division 1 and 2, Groups B, C, D
 Class II, Division 1 and 2, Groups E, F, G
 Class III

Description		Catalog Number	
Push Button, Factory Sealed — Momentary Contact			
<i>10 Amp 600 Vac Heavy Duty 1/2" thread size (NPSM). Furnished with 1/2" to 3/4" enlarger; Weather Boot, Guard, Start, Stop and Blank Nameplates.</i>			
 SPBB-U1-Q	Single Push Button	Universal	 SPBB-U1-Q
 SPBB-U2DBL	Double Push Button	Universal	 SPBB-U2DBL
Push Button, Red, Factory Sealed — Maintained Contact			
<i>10 Amp 600 Vac Heavy Duty 1/2" thread size (NPSM). Furnished with 1/2" to 3/4" enlarger and Emergency Stop Nameplate (guard not furnished).</i>			
	Single Push Button	Universal	 SMPB-U1-Q
Rectangular Button with Weather Boot			
	Furnished with Start, Stop and Blank Nameplates		NBN-WB
Description		Nameplate Marking	Catalog Number
Push Button and Replacement Cap			
<i>Has 1/2 - 14 thread size (NPSM). Supplied with 1/2" to 3/4" enlarger.</i>			
 SPBB-DU1-Q	Dust Cap - Push Button	 STOP-START-BLANK	SPBB-DU1-Q
 DC-Q	Replacement Dust Cap Only	STOP-START-BLANK	DC-Q
 STOP-START-BLANK	Nameplate	STOP-START-BLANK	DU-NP-Q
Covers Complete with Pilot Lights, Push Buttons — Factory Sealed			
<i>When installed on a single gang box the cover assembly is suitable for use in Group B environments but will not be marked Group B.</i>			
 EFKB-DU1	1 Circuit Universal	 Specify	EFKB-DU1
 EFKB-DU2	2 Circuits Universal	 Specify	EFKB-DU2
	2 Circuits Universal and 1 Pilot Light	 Specify	EFKL-J1DU2 ①






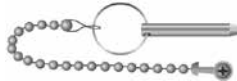



① For use with three device mounting bodies.

EFD/EFDB and EDS Series Factory Sealed Control Stations

EFD/EFDB Push Button Accessories and Parts

NEC/CEC:

Class I, Division 1 and 2, Groups B, C, D
 Class II, Division 1 and 2, Groups E, F, G
 Class III

		Description	Catalog Number	
Nameplates for Rectangular Push Buttons				
 SNP-OFF-Q	Blank	SNP-B-Q	Off	SNP-OFF-Q
	Forward	SNP-FWD-Q	On	SNP-ON-Q
	Jog	SNP-JOG-Q	Reverse	SNP-REV-Q
	Run	SNP-RUN-Q	Open	SNP-OPEN-Q
	Stop	SNP-SP-Q	Close	SNP-CLOSE-Q
 SNP-ON-Q	Start	SNP-ST-Q	Up	SNP-UP-Q
	Down	SNP-DOWN-Q	Test	SNP-TEST-Q
	Fast	SNP-FAST-Q	Low	SNP-LOW-Q
	Slow	SNP-SLOW-Q	High	SNP-HIGH-Q
	Raise	SNP-RAISE-Q		
	Lower	SNP-LOWER-Q		
	Reset	SNP-RESET-Q		
Push Button Replacement Locking Guards — Glass Reinforced Polypropylene — Gasketed				
 Maintained Switch Guard  Single Guard  Double Guard	<i>Has hole for 1/4" hasp.</i>			
	Single Guard (Maintained Switch)			SMPB-LG
	Single Guard			NPB-LG1
	Double Guard			NPB-LG2
	Single Guard (No Lockout Holes)			NPB-LG1-LL
Double Guard (No Lockout Holes)			NPB-LG2-LL	
Push Button Securing Rod with Chain — Stainless Steel				
	For use with Single Guard Only			NBL-SR
Mushroom Button with Weather Boot for Use with Momentary Contact — Gasketed				
	Black			NMRB-BL
	Green			NMRB-GR
	Red			NMRB-RE
Mushroom Button				
	For Use with Maintained Contact — Solid-Colored Nonmetallic Button			
	Red			NMRBM-RE
 MNPESTPQ	Nameplates For Momentary and Maintained Mushroom Head Push Button			
	Start			MNPSTQ
	Stop			MNPSPQ
	Emergency Stop			MNPESTPQ
	Blank			MNPBQ

EFD/EFDB and EDS Series Factory Sealed Control Stations



EFD/EFDB Push Button Accessories

NEC/CEC:

Class I, Division 1 and 2, Groups B+, C, D
 Class II, Division 1 and 2, Groups E, F, G
 Class III

Appleton

CONTROLS: NEC/CEC EXPLOSIONPROOF CONTROL STATIONS AND SWITCHES

Description		Catalog Number	
Pilot Light, Factory Sealed			
 Pilot Light	 Chamber Only	Incandescent Furnished with 6S6 120 Vac incandescent lamp, jewel and guard. Has 457 mm (18") long, type SFF-2 pigtail leads; +150 °C (+302 °F). Body has 3/4" straight thread (NPSM).	
		With Red Jewel With Green Jewel With Amber Jewel With Blue Jewel With Clear Jewel With Opal Jewel	SPLSREB SPLSGRB SPLSAMB SPLSBLB SPLSCLB SPLSOPB
		LED Furnished with candelabra base 120 Vac LED, jewel and guard. Has 457 mm (18") long, type SFF-2 pigtail leads; +150 °C (+302 °F). Body has 3/4" straight thread (NPSM).	
		With Red LED, Clear Jewel With Green LED, Clear Jewel With Amber LED, Clear Jewel	SPLNSREB SPLNSGRB SPLNSAMB
		Chamber Only (Same as above, less jewel, guard and lamp)	SPLSSCB

Pilot Light Jewel/Guard Assembly

The below catalog numbers indicate an assembly of the Pilot Light Jewels and Guards. Jewels and Guards are not available as separate items.



Amber Jewel/Guard	JGBNA
Blue Jewel/Guard	JGBNB
Clear Jewel/Guard	JGBNC
Green Jewel/Guard	JGBNG
Opal Jewel/Guard	JGBNO
Red Jewel/Guard	JGBNR

Replacement Bulbs



EPL-B6W



EPLLEDR

Clear Bulbs

Furnished with candelabra base. 6 Watt, 120 Vac, Type 6S6

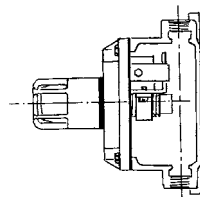
EPL-B6W

LED Replacements

Furnished with candelabra base. 120 Vac, 10 mA.

Red LED	EPLLEDR
Green LED	EPLLEDG
Amber LED	EPLLEDA

Transformer



Add Suffix as listed below. Transformer clamps directly to pilot light barrel. Only one pilot light transformer assembly per one gang body.

Primary Vac	Lamp Vac	Suffix
220	120	TR2
277	120	TR3
440	120	TR4
550	120	TR5

♦ Suitable for Class I, Group B when installed in an enclosure rated for Class I, Group B.

EFD/EFDB and EDS Series Factory Sealed Control Stations


EFD/EFDB Push Button Accessories

NEC/CEC:

Class I, Division 1 and 2, Groups B, C, D

Class II, Division 1 and 2, Groups E, F, G

Class III

	Description	Catalog Number
Nameplates for Pilot Light		
 <p>LNPRUNQ</p>	Blank	LNPBQ
	Forward	LNPFWQ
	Jog	LNPJOGQ
	Run	LNPRUNQ
	Stop	LNPSPQ
	Start	LNPSTQ
	Down	LNPDOWNQ
	Fast	LNPFASTQ
	Slow	LNPLOWQ
	Raise	LNPRAISEQ
	Lower	LNPLOWERQ
	Reset	LNPRESETQ
	Off	LNPOFFQ
	On	LNPONQ
	Reverse	LNPREVQ
	Close	LNPCLOSEQ
	Open	LNPOPENQ
	Up	LNPUPQ
	Test	LNPTSTQ
	Low	LNPLOWQ
High	LNPHIGHQ	



CONTROLS: NEC/CEC EXPLOSIONPROOF CONTROL STATIONS AND SWITCHES

EFD/EFDB and EDS Series Factory Sealed Control Stations

Mounting Bodies

Furnished with Internal Ground Screw.


NEC/CEC:

Class I, Division 1 and 2, Groups C, D
 Class II, Division 1 and 2, Groups E, F, G
 Class III
 NEMA 7CD, 9EFG

	Type	Hub Size (Inches)	Catalog Number	
			Malleable Iron	Aluminum
1-Gang				
	Dead-End	1/2	EFD150NLQ	EFD150ANLQ
		3/4	EFD175NLQ	EFD175ANLQ
		1	EFD110NLQ	EFD110ANLQ
	Feed-Thru	1/2	EFDC150NLQ	EFDC150ANLQ
		3/4	EFDC175NLQ	EFDC175ANLQ
		1	EFDC110NLQ	EFDC110ANLQ
2-Gang				
	Dead-End	1/2	EFD250NLQ	EFD250ANLQ
		3/4	EFD275NLQ	EFD275ANLQ
		1	EFD210NLQ	EFD210ANLQ
	Feed-Thru	1/2	EFDC250NLQ	EFDC250ANLQ
		3/4	EFDC275NLQ	EFDC275ANLQ
		1	EFDC210NLQ	EFDC210ANLQ
Tandem ①				
	Dead-End	1/2	EFDT50NLQ	—
		3/4	EFDT75NLQ	—
		1	EFDT10NLQ	—
	Feed-Thru	1/2	EFDC250NLQ	—
		3/4	EFDC275NLQ	—
		1	EFDC210NLQ	—
3-Device				
	Dead-End	1/2	EFDL50Q	—
		3/4	EFDL75Q	—
		1	EFDL10Q	—
	Feed-Thru	1/2	EFDC150Q	—
		3/4	EFDC175Q	—
		1	EFDC10Q	—

Blank Bodies for Brazed Hubs ②

Construct complete catalog numbers per EFD Cast Device Boxes Ordering Information on following page. Hubs will be located in center of walls and evenly spaced unless otherwise specified. Where spacings are critical, submit sketch showing exact spacing requirements.



1-Gang	EFD1NL	—
2-Gang	EFD2NL	—
3-Gang	EFD3NL	—
4-Gang	EFD4NL	—
5-Gang	EFD5NL	—

① For tandem bodies, external seals must be installed within 1.5 meters (5 feet) of each conduit entrance for Class I, Groups C and D.

② Blank EFD bodies are Non-UL Listed.

EFD/EFDB and EDS Series Factory Sealed Control Stations

EFD Cast Device Box Ordering Information. Blank Bodies for Brazed Threaded Hubs

1-, 2-, 3-, 4- and 5-Gang Boxes. Brazed Threaded Hubs for Rigid Conduit, 1/2" thru 1"; Brazed Union Hubs, 1/2" thru 1".

Determine catalog number as follows:

- (1) Select EFD device box catalog number;
- (2) Select "Standard Hub Arrangement Diagram" number; and
- (3) Select symbols that represent hub sizes from "Symbol Table." (Use "0" where no hub is required, and separate the various divisions of the complete catalog number by dashes.)

Example

The blank body device box selected is EFD3NL and the hub arrangement is diagram #8. Hub "a" is to be 3/4" brazed threaded; hub "b", 1" brazed threaded; hub "c", 3/4" brazed threaded; hub "d", no hub is required; and hub "e", 1" brazed union.

The complete catalog number will be:
EFD-3NL-8-23203E

If a "Standard Hub Arrangement" is not suitable for the application, or when hubs are to be more accurately spaced, submit sketch locating hubs (1) from centerlines of walls and (2) from outside back of box (or from mounting lug surface if lugs are supplied).

All hubs will be located in centerlines of walls and evenly spaced unless otherwise specified.

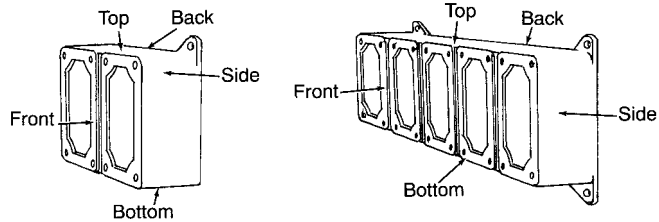
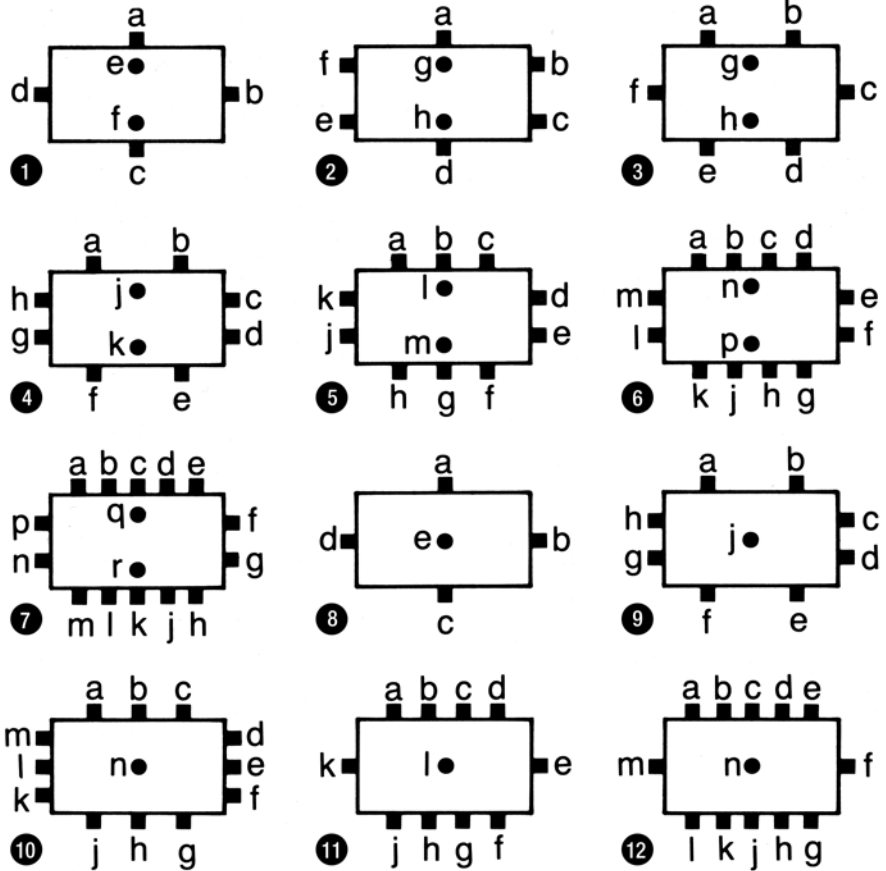
Symbol Table

Hub Size (Inches)	Brazed Threaded Hub Symbol	Brazed Union Hub Symbol
Blank	0	0
1/2	1	1E
3/4	2	2E
1	3	3E

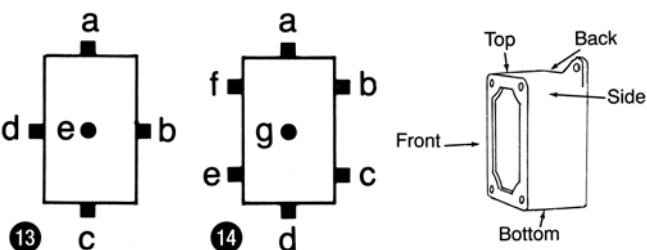
Standard Hub Arrangement Diagrams

Hub "a" is always TOP of box

2-, 3-, 4- and 5-Gang (Front View)



1-Gang (Front View)



Appleton

CONTROLS: NEC/CEC EXPLOSIONPROOF CONTROL STATIONS AND SWITCHES

EFD/EFDB and EDS Series Factory Sealed Control Stations

EFD/EFDB 1- and 2-Gang

NEC/CEC:

Class I, Division 1 and 2, Groups C, D

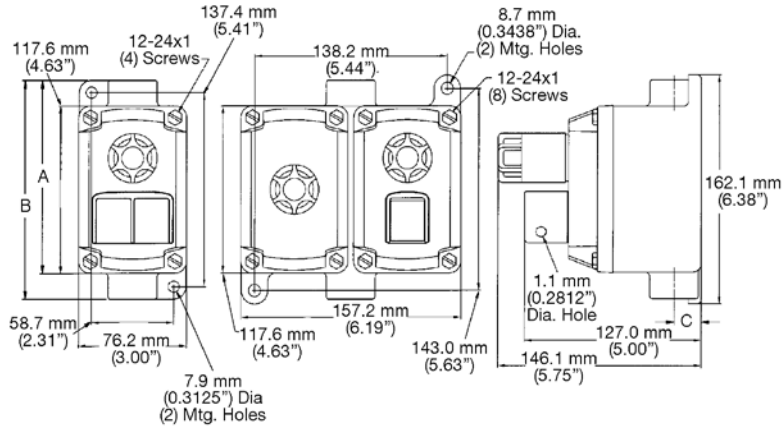
Class II, Division 1 and 2, Groups E, F, G

Class III

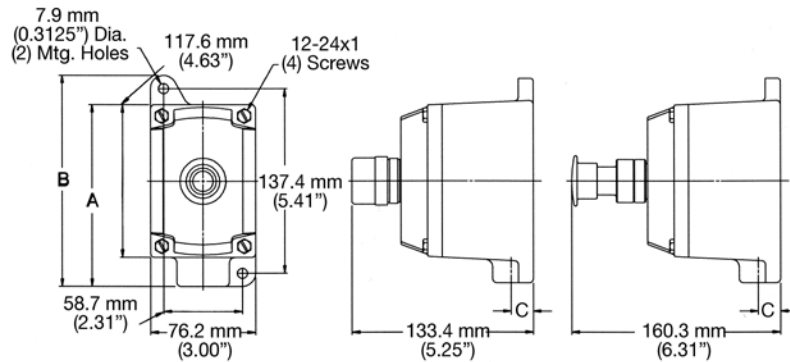
NEMA 7CD, 9EFG

Dimensions in Millimeters (Inches)

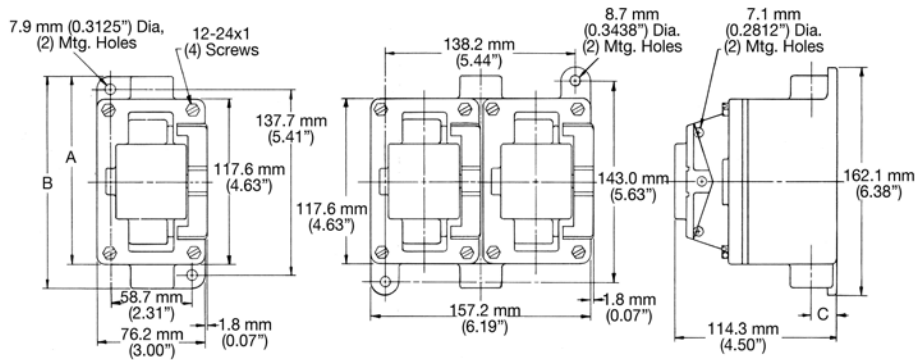
EFD/EFDB – 1- and 2-Gang Combination Pilot Light and Push Buttons



EFD/EFDB – 1-Gang Dust Cap Push Button and 1-Gang Maintained Contact Push Button



EDS – 1- and 2-Gang Rocker Arm Push Button



Hub Size (Inches)	Dimensions in Millimeters (Inches)		
	A	B	C
1/2 and 3/4	136.7 (5.38)	155.7 (6.13)	19.8 (0.78)
1	139.7 (5.50)	160.3 (6.31)	23.9 (0.94)